

I NUMERI

Raggruppa gli oggetti per 2 e scrivi il numero nelle caselle.

2

2

The image shows a collection of 20 red cars scattered across the page. Two cars at the top are circled together. To the left, there is a large outline of the number 2 with two small squares inside it, and a vertical column of seven boxes, the first of which contains the number 2.

Raggruppa per 3 come mostra l'esempio.

3

3

□

□

□



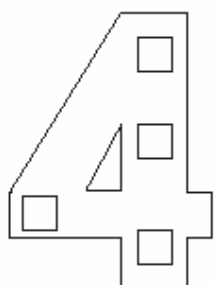
□

□


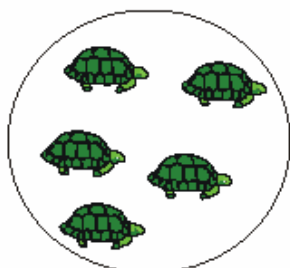
□

Raggruppa per 4.


4



Raggruppa per 5.



5



Raggruppa per 6.

6

The page contains a large outline of the number 6 with six small squares placed at its top, bottom, left, and right points, and one in the center of its loop. To the right, a circle contains six small dog illustrations. Further right, another group of six small dog illustrations is shown. Below these are several scattered groups of small dog illustrations, totaling 36 dogs, intended for grouping into six groups of six.








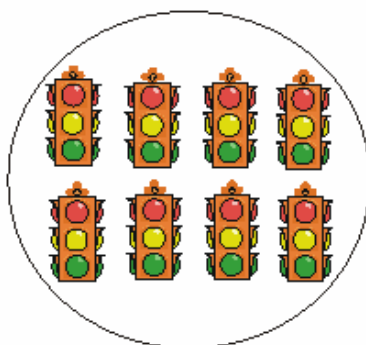
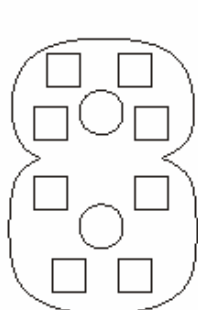
Raggruppa per 7.

The image contains 40 small trucks scattered across the page. One group of 7 trucks is circled in the top left. To the right of the trucks is a large outline of the number 7, with small squares inside for counting. Below the trucks is a vertical column of seven empty boxes for writing the answer.

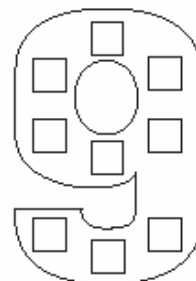
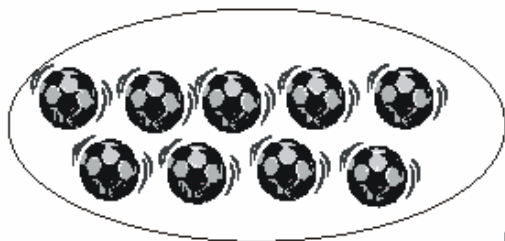
7

Raggruppa per 8.

8



Raggruppa per 9.



9

